




**ATTAINMENT OF
COURSE OUTCOMES (COs) AND
PROGRAM OUTCOMES (POs)
CASE STUDY**





COURSE OUTCOME ATTAINMENT LEVEL 2022-23			
Attainment 1	50% students scoring more than $\geq 55\%$ marks in the internal examination and Term examination.		
Attainment 2	50% students scoring more than $\geq 60\%$ marks in the internal examination and Term examination.		
Attainment 3	50% students scoring more than $\geq 65\%$ marks in the internal examination and Term examination.		
Attainment 4	50% students scoring more than $\geq 70\%$ marks in the internal examination and Term examination.		
PROGRAM OUTCOME ATTAINMENT LEVEL 2022-23			
Criteria: Direct Method (40%) + In-Direct Method (60%)			
Attainment 1	AVERAGE	< 55 %	Rubric < 2.2
Attainment 2	GOOD	≥ 55 to <60 %	≥ 2.2 to <2.4
Attainment 3	VERY GOOD	≥ 60 to <65 %	≥ 2.4 to <2.6
Attainment 4	EXCELLENT	≥ 65 %	≥ 2.8




PRINCIPAL

Rasiklal M. Dhariwal Institute of
Pharmaceutical Education & Research
Chinchwad, Pune-411019

**Shri Jain Vidya Prasarak Mandal's
Rasiklal M. Dhariwal Institute of Pharmaceutical Education and Research,
Chinchwad, Pune-19**

Course Outcomes of Subject

A. Y. 2022-23 (Term I)

Year (SEM): Third Year (V)


Name of Faculty: Dr. S.P. Ghode

Subject: Pharmacognosy and Phytochemistry II Course outcome code: CO BP508 P

Statement

The students should be able to

CO BP508 P1	Assess morphology, histology and powder characteristics & extraction & detection of crude drugs
CO BP508 P2	Know isolation & detection of active principles from crude drugs
CO BP508 P3	Apply the chromatography techniques for separation
CO BP508 P4	Analysis of crude drugs by chemical tests



Code CO BP508 P is the Course code for Pharmacognosy and Phytochemistry II subject and points CO BP508 P1 to CO BP508 P4 are the outcomes of this course.

Subject Incharge

Dr S.P. Ghode

HOD

Academic In charge

Principal

PRINCIPAL

Rasiklal M. Dhariwal Institute of
Pharmaceutical Education & Research
Chinchwad Station, Pune-411019

Attainment of Syllabus content with Course objectives and Course outcomes

A. Y. 2022-23 (Term I)

Year (SEM): Third Year (V)

Name of Faculty: Dr. S.P. Ghode


Subject: Pharmacognosy and Phytochemistry II

Course outcome code: CO BP508 P

Topic No.	Title & Contents of the topic	Course Objectives	Course Outcomes (CO)
1	Morphology, histology and powder characteristics & extraction & detection of: Cinchona	1.To studythe morphology, histology and powder characteristics & extraction & detection of crude drugs. 2. To Know isolation & detection of active principles from crude drugs 3. To understand the chromatography techniques for separation 4. To perform the chemical tests of crude drugs.	1. Assess morphology, histology and powder characteristics & extraction & detection of crude drugs. 2. Know isolation & detection of active principles from crude drugs 3. Apply the chromatography techniques for separation 4. Analysis of crude drugs by chemical tests
2	Morphology, histology and powder characteristics & extraction & detection of: Cinnamon		
3	Morphology, histology and powder characteristics & extraction & detection of: Senna		
4	Morphology, histology and powder characteristics & extraction & detection of: Clove		
5	Morphology, histology and powder characteristics & extraction & detection of: Ephedra		
6	Morphology, histology and powder characteristics & extraction & detection of: Fennel and Coriander		
7	Exercise involving isolation & detection of active principles a. Caffeine - from tea dust.		
8	Isolation & detection of Diosgenin from Dioscorea		
9	Isolation & detection of Atropine from Belladonna		
10	Isolation & detection of Sennosides from Senna		
11	Separation of sugars by Paper chromatography		
12	To perform TLC of herbal extract of Turmeric.		
13	Distillation of volatile oils and detection of phytoconstitents by TLC		
14	Analysis of crude drugs by chemical tests: (i) Asafoetida (ii) Benzoin (iii) Colophony		
15	Analysis of crude drugs by chemical tests: (iv)Aloes (v) Myrrh		

Ali
Subject Incharge

Ali
Academic In charge



[Signature]
Principal
PRINCIPAL

Attainment of Syllabus content with CO, PO and PSO

A. Y. 2022-23 (Term I)

Year (SEM): Third Year (V)

Name of Faculty: Dr. S.P. Ghode

Subject: Pharmacognosy and Phytochemistry II

Course outcome code: CO BP508 P

Topic No.	Title & Contents of the topic	Course Outcomes (CO)	Programe Outcomes (PO)	Programe Specific Outcomes (PSO)
1	Morphology, histology and powder characteristics & extraction & detection of: Cinchona	1, 2, 3	1, 4, 10, 11	1,2
2	Morphology, histology and powder characteristics & extraction & detection of: Cinnamon	1, 2, 3	1, 4, 10, 11	1,2
3	Morphology, histology and powder characteristics & extraction & detection of: Senna	1, 2, 3	1, 4, 10, 11	1,2
4	Morphology, histology and powder characteristics & extraction & detection of: Clove	1, 2, 3	1, 4, 10, 11	1,2
5	Morphology, histology and powder characteristics & extraction & detection of: Ephedra	1, 2, 3	1, 4, 10, 11	1,2
6	Morphology, histology and powder characteristics & extraction & detection of: Fennel and Coriander	1, 2, 3	1,4, 10, 11	1,2
7	Exercise involving isolation & detection of active principles a. Caffeine - from tea dust.	3	1, 3, 4, 7, 9, 10, 11	1,2,3
8	Isolation & detection of Diosgenin from Dioscorea	3	1, 3, 4, 7, 9, 10, 11	1,2,3
9	Isolation & detection of Atropine from Belladonna	3	1, 3, 4, 7, 9, 10, 11	1,2,3
10	Isolation & detection of Sennosides from Senna	1, 2, 3	1, 3, 4, 7, 9, 10, 11	1,2,3
11	Separation of sugars by Paper chromatography	2, 3	1, 3, 4, 7, 9, 10, 11	1,2,3
12	To perform TLC of herbal extract of Turmeric.	2, 3	1, 3, 4, 7, 9, 10, 11	1,2,3
13	Distillation of volatile oils and detection of phytoconstituent by TLC	2, 3	1, 7, 10, 11	1,2,3
14	Analysis of crude drugs by chemical tests: (i) Asafoetida (ii) Benzoin (iii) Colophony	4	1, 7, 10, 11	1,2
15	Analysis of crude drugs by chemical tests: (iv) Aloes (v) Myrrh	4	1, 7, 10, 11	1,2

Subject Incharge

Academic In charge

Principal

PRINCIPAL



**Shri Jain Vidya Prasarak Mandal's
Rasiklal M. Dhariwal Institute of Pharmaceutical Education and Research, Chinchwad,
Pune-19**

CO-PO Mapping

A. Y. 2022-23 (Term I)

Year (SEM): Third Year (V)

Name of Faculty: Dr. S.P. Ghode


Subject: Pharmacognosy and Phytochemistry II

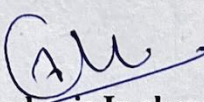
Course outcome code: CO BP508 P


Sr. No.	Course outcomes (CO)	Course code	Programme Outcomes (PO)										
			Pharmacy Knowledge	Planning ability	Problem analysis	Modern tool usage	Leadership	Professional Ability	Pharmaceutical ethics	Communication	Pharmacist and Society	Environment	Life long learning
	The student should able to	CO BP508 P	1	2	3	4	5	6	7	8	9	10	11
1	Assess morphology, histology and powder characteristics & extraction & detection of crude drugs	CO BP508 P1	√	-	√	√	-	√	√	-	√	√	√
2	Know isolation & detection of active principles from crude drugs	CO BP508 P2	√	√	√	√	-	√	√	-	√	√	√
3	Apply the chromatography techniques for separation	CO BP508 P3	√	√	√	√	-	√	√	-	√	√	√
4	Analysis of crude drugs by chemical tests	CO BP508 P4	√				-		√	-		√	√


*Code CO BP508 P is the Course code for Pharmacognosy and Phytochemistry II Practical subject and points CO BP508 P1 to CO BP508 P 4 are the outcomes of this course.

Mapping Correlation	High	Medi	Low	No
		3	2	1


Subject Incharge


Academic In charge


Principal
PRINCIPAL
Rasiklal M. Dhariwal Institute of
Pharmaceutical Education & Research
Chinchwad Station, Pune-411019



**Shri Jain Vidya Prasarak Mandal's
Rasiklal M. Dhariwal Institute of Pharmaceutical Education and Research, Chinchwad,
Pune-19**

CO-PO Mapping Corelation

A. Y. 2022-23 (Term I)

Year (SEM): Third Year (V)

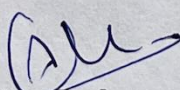
Name of Faculty: Dr. S.P. Ghode


Subject: Pharmacognosy and Phytochemistry II Course outcome code: CO BP508 P

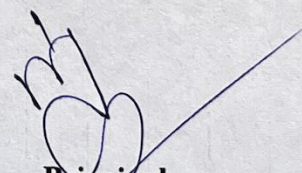
Sr. No.	Course outcomes (CO)	Course code	Programe Outcomes (PO)										
			Pharmacy Knowledge	Planning ability	Problem analysis	Modern tool usage	Leadership	Professional Ability	Pharmaceutical ethics	Communication	Phamacist and Society	Envirnment	Life long learning
	The student should able to	CO 4.7.5 P	1	2	3	4	5	6	7	8	9	10	11
1	Assess morphology, histology and powder characteristics & extraction & detection of crude drugs	CO 4.7.5 P 1	3	-	2	2	-	2	2	-	3	3	3
2	Know isolation & detection of active principles from crude drugs	CO 4.7.5 P 2	3	2	2	3	-	3	2	-	3	3	3
3	Apply the chromatography techniques for separation	CO 4.7.5 P 3	3	3	3	3	-	2	2	-	3	3	3
4	Analysis of crude drugs by chemical tests	CO 4.7.5 P 4	3	-	-	-	-	-	2	-	-	3	3
		Avg.	3	2.5	2.3	2.7	-	2.3	2	-	3	3	3

*Code CO BP508 P is the Course code for Pharmacognosy and Phytochemistry II Practical subject and points CO BP508 P1 to CO BP508 P 4 are the outcomes of this course.


Mapping Corelation	High	Med ium	Low	No
		3	2	1


Subject Incharge


Academic In charge


Principal
PRINCIPAL

Rasiklal M. Dhariwal Institute of
Pharmaceutical Education & Research
Chinchwad Station, Pune-411019





COURSE OUTCOME ATTAINMENT BY DIRECT METHOD

- **Student's Performance In Internal Examination
and End Semester SPPU Examination**




Shri Jain Vidya Prasarak Mandal's
Rasiklal M Dhariwal Institute of Pharmaceutical Education & Research, Chinchwad, Pune-19


SUMMARY - CO ATTAINMENT ON THE SCALE OF 1 to 4

A. Y. 2022-23 (TERM I)


Attainment levels (50% of students scored): 1= $\geq 55\%$, 2= $\geq 60\%$, 3= $\geq 65\%$, 4= $\geq 70\%$

Year (SEM)	Name of the course	Theory		Practical	
F. Y. (SEM I)	Human Anatomy and Physiology I	BP101T	1	BP107P	4
	Pharmaceutical Analysis I	BP102T	1	BP108P	4
	Pharmaceutics I	BP103T	2	BP109P	4
	Pharmaceutical Inorganic Chemistry	BP104T	1	BP110P	4
	Communication skills	BP105T	2	BP111P	4
S. Y. (SEM III)	Pharmaceutical Organic Chemistry II	BP301T	2	BP305P	4
	Physical Pharmaceutics I	BP302T	1	BP306P	3
	Pharmaceutical Microbiology	BP303T	1	BP307P	3
	Pharmaceutical Engineering	BP304T	1	BP 308P	4
T. Y. (SEM V)	Medicinal Chemistry II	BP501T	2	NA	
	Industrial Pharmacy	BP502T	1	BP506P	4
	Pharmacology II	BP503T	1	BP507P	4
	Pharmacognosy and Phytochemistry II	BP504T	1	BP508P	3
	Pharmaceutical Jurisprudence	BP505T	1	NA	
FINAL Y. (SEM VII)	Instrumental Methods of Analysis	BP701T	1	BP705P	3
	Industrial Pharmacy	BP702T	1	NA	
	Pharmacy Practice	BP703T	2	NA	
	Novel Drug Delivery System	BP704T	2	NA	
Course Attainment Level Attained		1.33		3.69	
Average of Course Attainment Level Attained : 2.51					




PRINCIPAL
 Rasiklal M. Dhariwal Institute of
 Pharmaceutical Education & Research
 Chinchwad Station, Pune-411019

Shri Jain Vidya Prasarak Mandal's					
SUMMARY - CO ATTAINMENT ON THE SCALE OF 1 to 4					
A. Y. 2022-23 (TERM II)					
Attainment levels (50% of students scored): 1= $\geq 55\%$, 2= $\geq 60\%$, 3= $\geq 65\%$, 4= $\geq 70\%$					
Year (SEM)	Name of the course	Theory		Practical	
F. Y. (SEM II)	Human Anatomy and Physiology II	BP201T	3	BP107P	4
	Pharmaceutical Organic Chemistry I	BP202T	1	BP108P	4
	Biochemistry	BP203T	1	BP109P	3
	Pathophysiology	BP204T	1	NA	
	Computer Applications in Pharmacy	BP205T	2	BP109P	4
	Environmental sciences	BP206T	1	NA	
S. Y. (SEM IV)	Pharmaceutical Organic Chemistry III	BP401T	2	NA	
	Medicinal Chemistry I	BP402T	1	BP406T	3
	Physical Pharmaceutics II	BP403T	2	BP407T	3
	Pharmacology I	BP404T	1	BP408T	4
	Pharmacognosy and Phytochemistry I	BP405T	3	BP409T	4
T. Y. (SEM VI)	Medicinal Chemistry III	BP601T	3	BP607T	4
	Pharmacology III	BP602T	2	BP608T	4
	Herbal Drug Technology	BP603T	3	BP609T	4
	Biopharmaceutics and Pharmacokinetics	BP604T	1	NA	
	Pharmaceutical Biotechnology	BP605T	2	NA	
	Quality Assurance	BP606T	4	NA	
FINAL Y. (SEM VIII)	Biostatistics and Research Methodology	BP801T	2	NA	
	Social and Preventive Pharmacy	BP802T	2	NA	
	Cosmetic Science	BP809ET	2	NA	
	Advanced Instrumentation Techniques	BP811ET	3	NA	
Course Attainment Level Attained		2.00		3.73	
Average of Course Attainment Level Attained : 2.9					



(Handwritten Signature)

PRINCIPAL

Rasiklal M. Dhariwal Institute of
Pharmaceutical Education & Research
Chinchwad Station, Pune-411019

COURSE OUTCOME ATTAINMENT

A. Y. (TERM I/II): 2022-23 (TERM I)

Class (SEM): TY (SEM V)


Name of Subject (T/P): Pharmacognosy and Phytochemistry II (Theory & Practical)

Subject Code: BP504T, BP508P

Pattern: 2019

Attainment levels (50% of students scored): 1= $\geq 55\%$, 2= $\geq 60\%$, 3= $\geq 65\%$, 4= $\geq 70\%$

Roll No.	Name of Student	Theory		100 Theory	Practical		50 Practical
		Internal	University		Internal	University	
		25	75		15	35	
1	Agarwal Disha Sanjay	23	45	68	13	30	43
2	Annadate Ajay Mahavir	19	42	61	11	29	40
3	bakliwal chetan mahavir	19	42	61	11	29	40
4	Bhajankar Leena Chandrashekhar	21	31	52	11	27	38
5	Bhor Pratik Sandeep	19	38	57	11	28	39
6	Bhujbal Durgesh Dattatraya	20	35	55	7	26	33
7	Birajdar Vishal Jaihind	23	44	67	13	30	43
8	Borna Bhagayshree Nekaram	23	40	63	13	30	43
9	Chaudhary Suresh Shesharam	20	40	60	10	26	36
10	Chavan Sanika Mohan	21	46	67	12	29	41
11	Chobharkar Gajendrakumar	19	47	66	11	30	41
12	Choudhary Rajesh Ganeshram	19	35	54	10	28	38
13	Choudhari Smita Sudesh	24	45	69	14	31	45
14	Choudhary Pooja Khetaram	22	39	61	12	28	40
15	Choudhary Pramod Durgaram	21	52	73	11	30	41
16	Choudhary Suresh Pemaram	20	39	59	10	28	38
17	Choudhary Vinod Mohanlal	21	42	63	11	28	39
18	Chougule Diya Satish	22	43	65	11	29	40
19	Choutmal Jaydeep Ganeshrao	AB	AB	0	AB	AB	0
20	Dugad Jinesh Yogesh	17	12	29	10	26	36
21	Gadiya Krushikesh Santosh	21	44	65	11	29	40
22	Gandhi Preet Sameer	21	38	59	11	28	39
23	Ghule Abhishek Sanjay	14	37	51	6	25	31
24	Guindesha Lisha Ganesh	23	47	70	9	29	38
25	Habale Rohan Santosh	21	38	59	12	27	39
26	Jagdale Shruti Vitthalc	22	49	71	12	29	41
27	Kaldate Kaustubh	22	45	67	11	27	38
28	Kalyankar Samruddhi Mahavir	24	57	81	13	30	43
29	Kasliwal Sakshi Uday	23	46	69	12	28	40
30	Khan Nasimakhatoon Anwarulhaq	21	38	59	12	30	42
31	Khivansara Sakshi Rajendra	22	48	70	12	28	40
32	Kote Pritam Mahavir	21	42	63	12	28	40
33	Landge Sarthak Somnath	19	18	37	7	27	34
34	Lokesh Salvi	20	30	50	11	27	38
35	Lunkad Sakshi Nilesh	24	54	78	11	31	42
36	Mahajan Taral Ratnakar	21	45	66	11	29	40
37	Maindarge Shubham Sunil	20	42	62	12	28	40
38	Mali Shashank Balaji	21	46	67	11	28	39
39	Maliyal Kanishka Narendra	21	48	69	12	29	41



40	Mehta Tejas Satyen	15	40	55	12	28	40
41	Mokashi Pranav Rohidas	17	21	38	10	27	37
42	Mutha Isha Vipul	21	44	65	12	27	39
43	Nahar Jay Pravin	22	45	67	13	28	41
44	Naram Pratik Sunil	19	39	58	12	27	39
45	Pande Samiksha Vijaykumar	21	38	59	12	30	42
46	Parihar Shravan Jagdish	21	40	61	11	27	38
47	Pathak Ravirajan Rajeevkumar	21	40	61	11	27	38
48	Pathare Ganesh Suryabhan	13	27	40	12	27	39
49	Patil Harshwardhan Kisan	18	32	50	11	27	38
50	Patil Prathamesh Vijay	22	50	72	12	30	42
51	Patil Pratiksha Bhimrao	23	45	68	12	30	42
52	Pawar Sumedh Laxmikant	21	39	60	12	31	43
53	Pinjarkar Bhushan Atul	21	50	71	11	25	36
54	Rachana Shah	23	48	71	13	30	43
55	Raskar Akshata Ankush	20	40	60	12	27	39
56	Ratadiya Mahima Yogesh	21	44	65	12	28	40
57	Sanghvi Jainam Jitendra	19	32	51	11	27	38
58	Sawargave Sateweli S.	AB	AB	0	AB	AB	0
59	Shah Atharva Deepak	18	35	53	12	23	35
60	Shah Dhruv Nilesh	17	40	57	12	24	36
61	Shinde Vaibhavlaxmi	21	38	59	13	28	41
62	Solanki Harsh Dalpat	20	55	75	12	25	37
63	Soni Neha Santosh	22	50	72	12	29	41
64	Surve Sneha Vikas	21	48	69	12	27	39
65	Tambe Samruddhi Jayram	21	48	69	12	27	39
66	Tirthe Vaishnavi Govind	21	48	69	12	27	39
67	Tornekar Shivam Vijaykumar	16	41	57	11	25	36
68	Waje Prajyoti Rahul	20	46	66	12	28	40
69	Yadav Shivam Vinod	19	50	69	7	25	32
Average				60			38

	Theory (BP502T)	Practical (BP506P)
No. of students scoring more than 50%	61	67
% of students scoring more than 50%	88%	97%
Course Attainment Level Attained	1	3

Theory (100)			
Attainment Level	Marks	No. of students scored	
1	≥55%	≥55	56
2	≥60%	≥60	44
3	≥65%	≥65	32
4	≥70%	≥70	11

Practical (50)			
Attainment Level	Marks	No. of students scored	
1	≥55%	≥27.5	67
2	≥60%	≥30.0	67
3	≥65%	≥32.5	65
4	≥70%	≥35.0	33

All
Dr. S. P. Ghode

Name and Signature of Subject Teacher:

33 **PRINCIPAL**
Rasiklal M. Dhariwal Institute of
Pharmaceutical Education & Research
Chinchwad Station, Pune-411019

COURSE OUTCOME ATTAINMENT

A. Y. (TERM I/II): 2022-23 (TERM I)

Class (SEM): FY (SEM I)

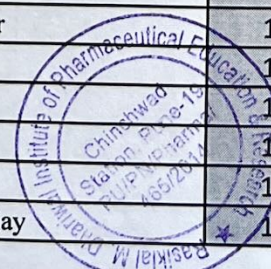
Name of Subject (T/P): Human Anatomy and Physiology I (Theory & Practical)

Subject Code: BP101T, BP107P

Pattern: 2019

Attainment levels (50% of students scored): 1= $\geq 55\%$, 2= $\geq 60\%$, 3= $\geq 65\%$, 4= $\geq 70\%$

Roll No.	Name of Student	Theory		100 Theory	Practical		50 Practical
		Internal	University		Internal	University	
		25	75	15	35		
1	Ambhore Vrushabh Mahavir	18	42	60	11	28	39
2	Auti Kaushal Nilesh	13	52	65	11	22	33
3	Badjate Sujal Nilesh	16	39	55	12	25	37
4	Bafna Hitisha Pravin	16	41	57	12	25	37
5	Bafna Riddhi Manoj	15	38	53	11	22	33
6	Balkunde Swapnil Kerba	18	33	51	12	23	35
7	Barne Om Sanjay	20	50	70	12	30	42
8	Bebale Jyoti Ramesh	21	47	68	13	30	43
9	Bedkute Ashutosh Madhukar	14	51	65	11	22	33
10	Belwate Prathmesh Chandrakant	17	45	62	13	25	38
11	Bhandari Aditya Sheetalkumar	17	44	61	12	24	36
12	Bhandari Harsh Sandip	16	40	56	12	22	34
13	Bhandari Samyak Pravinkumar	14	36	50	11	22	33
14	Bora Arya Ashok	22	50	72	13	31	44
15	Chankeshwara Purva Rajendra	17	39	56	12	25	37
16	Chauhan Abhishek Mukesh			0			0
17	Chhallani Ayush Ajay	14	47	61	11	21	32
18	Choudhary Dinesh Pemaram	20	50	70	13	29	42
19	Choudhary Ushakumari Chatararam	19	40	59	11	28	39
20	Dabi Atharva Kiran	14	32	46	11	22	33
21	Dahale Chaitrali Ramesh	19	40	59	12	27	39
22	Dambre Mrunal Dadarao	20	48	68	12	31	43
23	Devdhare Arihant Arun	14	36	50	11	23	34
24	Dhakane Tejaswini Balu	21	43	64	13	30	43
25	Dharamkhele Anushka Satish	21	58	79	13	30	43
26	Dobhada Aishwarya Chandrashekhar	19	41	60	12	24	36
27	Doshi Nandini Pritam	21	56	77	11	25	36
28	Fand Shantanu Laxman	15	49	64	8	22	30
29	Furade Kaushal Babu	13	43	56	11	22	33
30	Gandhi Ishita Sachin	18	43	61	11	24	35
31	Gandhi Sanjana Shital	17	46	63	12	23	35
32	Gandhi Tanmay Rajesh	20	41	61	12	24	36
33	Gangawane Aryan Vasant	10	2	12	5	NA	5
34	Ghadage Pranali Sujit	20	33	53	12	24	36
35	Gugale Devendra Dilip	18	43	61	11	28	39
36	Harpude Utkarsha Dattatray	19	37	56	12	24	36
37	Jadhav Roshan Rajendra	17	41	58	11	22	33
38	Jain Yash Vijay	15	41	56	12	22	34
39	Kadam Rutuja Vishnu	18	38	56	11	22	33
40	Kamble Suyog Kishor	18	47	65	11	23	34
41	Kasar Aboli Sandip	18	45	63	11	22	33
42	Kashid Sakshi Sagar	19	42	61	12	28	40
43	Kaswa Rohan Rajesh	18	47	65	12	25	37
44	Kavthe Ranjit Dipak	19	50	69	12	26	38
45	Khanak Devansh Sanjay	18	38	56	12	25	37



46	Khandekar Rohit Ramrao	21	48	69	13	31	44
47	Kharat Nikita Babu	20	50	70	13	30	43
48	Khiste Krishna Prabhakar Rao	13	23	36	8	20	28
49	Khot Adarsh Sanjay	15	35	50	11	23	34
50	Kothari Divya Lalit	15	35	50	11	22	33
51	Kothari Shravani Vikas	19	41	60	12	26	38
52	Kothekar Sakshi Santosh	15	26	41	11	22	33
53	Kudale Varad Vaibhav	19	31	50	11	25	36
54	Kumavat Leena Kishor	21	34	55	13	28	41
55	Kunkulol Chaitanya Dinesh	20	34	54	13	29	42
56	Kure Yashraj Popat	16	44	60	11	24	35
57	Masute Priyash Prakash	19	31	50	12	22	34
58	Mhalaskar Samruddhi Sanjay	19	39	58	12	27	39
59	More Priyanka Ashok	21	42	63	12	28	40
60	More Sailee Anil	17	36	53	12	22	34
61	Munot Pratik Madanlal	16	34	50	12	23	35
62	Nahar Devanshu Sanjay	19	39	58	12	23	35
63	Nahar Eshaan Deepak	15	35	50	11	21	32
64	Nanavare Pranit Sanjay	17	33	50	11	24	35
65	Nikam Janhvi Vilas	22	51	73	13	26	39
66	Nikam Pranjali Shantaram	17	35	52	12	25	37
67	Pagade Srushti Jaysing	22	45	67	13	30	43
68	Pagale Karan Gorakh	13	37	50	12	23	35
69	Pagariya Harshal Mahendra	21	44	65	13	29	42
70	Patil Akilesh Anil			0			0
71	Patil Harshal Satish	22	45	67	13	30	43
72	Patil Hemangi Mahendra	21	38	59	13	28	41
73	Patil Sakshi Sunil	22	45	67	13	28	41
74	Patil Sanika Rajgonda	15	50	65	12	22	34
75	Patil Shravani Umesh	21	36	57	13	28	41
76	Pawar Ramesh Ukadaram	20	33	53	13	28	41
77	Perkar Ajinkya Dilip	14	28	42	11	22	33
78	Phade Shruti Rohit	19	41	60	13	28	41
79	Pingale Sameeksha Sachin	21	37	58	13	26	39
80	Pinjari Saniya Husen	22	34	56	13	26	39
81	Ranadive Riya Rupesh	17	34	51	13	26	39
82	Raut Pranav Dattatraya	14	40	54	12	22	34
83	Rudrabhate Yugandhara Shantanu	15	38	53	11	22	33
84	Sakale Ritika Ravindra	14	36	50	12	23	35
85	Salunke Om Ravindra	21	36	57	12	29	41
86	Sarnot Khushi Abhijeet	21	48	69	9	31	40
87	Sawant Anushka Machhindra	15	35	50	13	25	38
88	Shaha Priyanka Fulkumar	21	40	61	13	28	41
89	Shaikh Kashmira Gulamshahid	19	39	58	13	28	41
90	Shende Ajit Deepak	17	42	59	11	21	32
91	Shinde Samruddhi Anand	19	35	54	12	26	38
92	Shinde Sanika Shankar	19	35	54	12	25	37
93	Shirdhone Vrushabh Tillak	13	41	54	11	22	33
94	Solanki Purna Vijaykumar	18	37	55	13	28	41
95	Solanki Rekha Kuparam	19	36	55	13	27	40
96	Suryawanshi Raj Dinesh	14	49	63	11	23	34
97	Sutar Vaibhavi Manojkumar	17	38	55	12	22	34
98	Terdale Akshata Dilip	16	34	50	12	25	37
99	Terdale Ritesh Bharat	16	49	65	11	20	31
100	Thapa Ishika Ishwar	18	47	65	13	29	42

101	Tiwari Adarsh	17	45	62	12	23	35
102	Uttekar Kanya Santosh	18	35	53	13	28	41
103	Vora Darshan Vikram	18	32	50	11	25	36
104	Wani Shrutiraj Rajendra	23	46	69	14	30	44
105	Zagade Gyatri J.	22	32	54	14	30	44
Average				57			36

	Theory (BP101T)	Practical (BP107P)
No. of students scoring more than 50%	81	102
% of students scoring more than 50%	77%	97%
Course Attainment Level Attained	1	4


Theory (100)			
Attainment Level		Marks	No. of students scored
1	≥55%	≥55	69
2	≥60%	≥60	44
3	≥65%	≥65	24
4	≥70%	≥70	7

Practical (50)			
Attainment Level		Marks	No. of students scored
1	≥55%	≥27.5	102
2	≥60%	≥30.0	101
3	≥65%	≥32.5	96
4	≥70%	≥35.0	71



Name and Signature of Subject Teacher:

Dr. V. S. Neharkar.




PRINCIPAL

Rasiklal M. Dhariwal Institute of
Pharmaceutical Education & Research
Chinchwad Station, Pune-411019



PROGRAM OUTCOME ATTAINMENT BY INDIRECT METHOD

- Student's Graduate Exit feedback
- Alumni feedback




Shri Jain Vidya Prasarak Mandal's
Rasiklal M Dhariwal Institute of Pharmaceutical Education & Research, Chinchwad, Pune-19

SUMMARY - PO ATTAINMENT ON THE SCALE OF 1 to 4

(A. Y. 2022-23)

Criteria: Direct Method (40%) + In-Direct Method (60%)

Sr No.	Program Outcomes	Attainment level			
		1	2	3	4
		Average	Good	Very Good	Excellent
		< 55 %	≥ 55 to <60 %	≥ 60 to <65 %	≥ 65 %
		< 2.2	≥ 2.2 to <2.4	≥ 2.4 to <2.6	≥ 2.8
1	Pharmacy Knowledge	-	-	-	3.1
2	Planning Abilities	-	-	-	3.2
3	Problem analysis	-	-	-	3.2
4	Modern tool usage	-	-	-	4
5	Leadership skills	-	-	-	3.8
6	Professional Identity	-	-	-	3.8
7	Pharmaceutical Ethics	-	-	-	3.8
8	Communication	-	-	-	3.6
9	The Pharmacist and society	-	-	-	3.8
10	Environment and sustainability	-	-	-	3.8
11	Pharmacy Knowledge	-	-	-	3.6
PO attainment level attained					3.61



PRINCIPAL

Rasiklal M. Dhariwal Institute of
 Pharmaceutical Education & Research
 Chinchwad Station, Pune-411019

PO 1: PHARMACY KNOWLEDGE

Attainment Level on the scale of 1 to 4


A. Y. 2022-23

Direct Method: **1:** ≥ 2.22 ($\geq 55\%$), **2:** ≥ 2.4 ($\geq 60\%$), **3:** ≥ 2.6 ($\geq 65\%$), **4:** ≥ 2.8 ($\geq 70\%$)

In-Direct Method: **1:** < 2.2 ($< 55\%$), **2:** ≥ 2.2 to < 2.4 (≥ 55 to $< 60\%$), **3:** ≥ 2.4 to < 2.6 (≥ 60 to $< 65\%$), **4:** ≥ 2.8 ($\geq 65\%$)

Assessment tool	Assessment parameter	Weightage	Level of Attainment			
			1 (Average)	2 (Good)	3 (Very Good)	4 (Excellent)
Direct Attainment	Result in Internal/University Examination	40	Subject wise Results - Average Course Outcome Attainment Level			
			$\geq 55\%$	$\geq 60\%$	$\geq 65\%$	$\geq 70\%$
In- Direct Assessment	Alumni feedback	20	The course taught in the programme developed professional knowledge and skills suiting to future work profile			
			$< 55\%$	≥ 55 to $< 60\%$	≥ 60 to $< 65\%$	$\geq 65\%$
	Graduate Exit feedback	20	The course taught in the programme developed professional knowledge and skills suiting to future work profile			
			$< 55\%$	≥ 55 to $< 60\%$	≥ 60 to $< 65\%$	$\geq 65\%$
	Students opting for higher studies, entrepreneur and job placement	20	Students opting for higher studies, entrepreneur and job placement			
			$< 55\%$	≥ 55 to $< 60\%$	≥ 60 to $< 65\%$	$\geq 65\%$

Assessment tool	Assessment parameter	Weightage	Level of Attainment	Level of Attainment
Direct Assessment	Result in Internal/University Examination	40	3	1.2
In-Direct Assessment	Alumni feedback	25	3	0.75
	Graduate exit feedback	25	3	0.75
	Placement and student opting for higher studies	10	4	0.4
PO-1 Average Attainment Score (out of 4)				3.1



PRINCIPAL

Rasiklal M. Dhariwal Institute of
Pharmaceutical Education & Research
Chinchwad Station, Pune-411019

PO 2: PLANNING ABILITIES

Attainment Level on the scale of 1 to 4


A. Y. 2022-23

Direct Method: 1: ≥ 2.22 ($\geq 55\%$), 2: ≥ 2.4 ($\geq 60\%$), 3: ≥ 2.6 ($\geq 65\%$), 4: ≥ 2.8 ($\geq 70\%$)

In-Direct Method: 1: < 2.2 ($< 55\%$), 2: ≥ 2.2 to < 2.4 (≥ 55 to $< 60\%$), 3: ≥ 2.4 to < 2.6 (≥ 60 to $< 65\%$), 4: ≥ 2.8 ($\geq 65\%$)

Assessment tool	Assessment parameter	Weightage	Level of Attainment			
			1 (Average)	2 (Good)	3 (Very Good)	4 (Excellent)
Direct Attainment	Result in Internal/University Examination	40	Subject wise Results - Average Course Outcome Attainment Level			
			$\geq 55\%$	$\geq 60\%$	$\geq 65\%$	$\geq 70\%$
In- Direct Assessment	Alumni feedback	20	The programme has developed planning, problem solving and decision making abilities.			
			$< 55\%$	≥ 55 to $< 60\%$	≥ 60 to $< 65\%$	$\geq 65\%$
	Graduate exit feedback	20	The programme has developed planning, problem solving and decision making abilities.			
			$< 55\%$	≥ 55 to $< 60\%$	≥ 60 to $< 65\%$	$\geq 65\%$
	Students participation	20	$< 55\%$	≥ 55 to $< 60\%$	≥ 60 to $< 65\%$	$\geq 65\%$
			$< 55\%$	≥ 55 to $< 60\%$	≥ 60 to $< 65\%$	$\geq 65\%$

Assessment tool	Assessment parameter	Weightage	Level of Attainment	Level of Attainment
Direct Assessment	Result in Internal/University Examination	40	4	1.6
In-Direct Assessment	Alumni feedback	20	4	0.4
	Graduate exit feedback	20	4	0.4
	Students participation	20	4	0.8
PO-1 Average Attainment Score (out of 4)				3.2



PRINCIPAL

Rasiklal M. Dhariwal Institute of
Pharmaceutical Education & Research
Chinchwad Station, Pune-411019

PO 3: PROBLEM ANALYSIS

Attainment Level on the scale of 1 to 4


A. Y. 2022-23


Direct Method: **1:** ≥ 2.22 ($\geq 55\%$), **2:** ≥ 2.4 ($\geq 60\%$), **3:** ≥ 2.6 ($\geq 65\%$), **4:** ≥ 2.8 ($\geq 70\%$)

In-Direct Method: **1:** < 2.2 ($< 55\%$), **2:** ≥ 2.2 to < 2.4 (≥ 55 to $< 60\%$), **3:** ≥ 2.4 to < 2.6 (≥ 60 to $< 65\%$), **4:** ≥ 2.8 ($\geq 65\%$)

Assessment tool	Assessment parameter	Weightage	Level of Attainment			
			1 (Average)	2 (Good)	3 (Very Good)	4 (Excellent)
Direct Attainment	Result in Internal/University Examination	40	Subject wise Results - Average Course Outcome Attainment Level			
			$\geq 55\%$	$\geq 60\%$	$\geq 65\%$	$\geq 70\%$
In-Direct Assessment	Alumni feedback	20	The programme has developed planning, problem solving and decision making abilities.			
			$< 55\%$	≥ 55 to $< 60\%$	≥ 60 to $< 65\%$	$\geq 65\%$
	Graduate exit feedback	20	The programme has developed planning, problem solving and decision making abilities.			
			$< 55\%$	≥ 55 to $< 60\%$	≥ 60 to $< 65\%$	$\geq 65\%$
Project Guidance	20	$< 55\%$	≥ 55 to $< 60\%$	≥ 60 to $< 65\%$	$\geq 65\%$	

Assessment tool	Assessment parameter	Weightage	Level of Attainment	Level of Attainment
Direct Assessment	Result in Internal/University Examination	40	4	1.6
In-Direct Assessment	Alumni feedback	20	4	0.4
	Graduate exit feedback	20	4	0.4
	Project Guidance	20	4	0.8
PO-1 Average Attainment Score (out of 4)				3.2




PRINCIPAL
 Rasiklal M. Dhariwal Institute of
 Pharmaceutical Education & Research
 Chinchwad Station, Pune-411019

PO 4: MODERN TOOL USAGE

Attainment Level on the scale of 1 to 4


A. Y. 2022-23


Direct Method: **1:** ≥ 2.22 ($\geq 55\%$), **2:** ≥ 2.4 ($\geq 60\%$), **3:** ≥ 2.6 ($\geq 65\%$), **4:** ≥ 2.8 ($\geq 70\%$)

In-Direct Method: **1:** < 2.2 ($< 55\%$), **2:** ≥ 2.2 to < 2.4 (≥ 55 to $< 60\%$), **3:** ≥ 2.4 to < 2.6 (≥ 60 to $< 65\%$), **4:** ≥ 2.8 ($\geq 65\%$)

Assessment tool	Assessment parameter	Weightage	Level of Attainment			
			1 (Average)	2 (Good)	3 (Very Good)	4 (Excellent)
Direct Attainment	Result in Internal/University Examination	40	Subject wise Results - Average Course Outcome Attainment Level			
			$\geq 55\%$	$\geq 60\%$	$\geq 65\%$	$\geq 70\%$
In-Direct Assessment	Alumni feedback	20	The programme was helpful in learning application of modern pharmacy related computing tools.			
			$< 55\%$	≥ 55 to $< 60\%$	≥ 60 to $< 65\%$	$\geq 65\%$
	Graduate exit feedback	20	The programme was helpful in learning application of modern pharmacy related computing tools.			
			$< 55\%$	≥ 55 to $< 60\%$	≥ 60 to $< 65\%$	$\geq 65\%$

Assessment tool	Assessment parameter	Weightage	Level of Attainment	Level of Attainment
Direct Assessment	Result in Internal/University Examination	40	4	1.6
In-Direct Assessment	Alumni feedback	30	4	1.2
	Graduate exit feedback	30	4	1.2
PO-1 Average Attainment Score (out of 4)				4




PRINCIPAL
 Rasiklal M. Dhariwal Institute of
 Pharmaceutical Education & Research
 Chinchwad Station, Pune-411019

PO 5: LEADERSHIP SKILLS

Attainment Level on the scale of 1 to 4


A. Y. 2022-23


Direct Method: **1:** ≥ 2.22 ($\geq 55\%$), **2:** ≥ 2.4 ($\geq 60\%$), **3:** ≥ 2.6 ($\geq 65\%$), **4:** ≥ 2.8 ($\geq 70\%$)

In-Direct Method: **1:** < 2.2 ($< 55\%$), **2:** ≥ 2.2 to < 2.4 (≥ 55 to $< 60\%$), **3:** ≥ 2.4 to < 2.6 (≥ 60 to $< 65\%$), **4:** ≥ 2.8 ($\geq 65\%$)

Assessment tool	Assessment parameter	Weightage	Level of Attainment			
			1 (Average)	2 (Good)	3 (Very Good)	4 (Excellent)
Direct Attainment	Result in Internal/University Examination	40	Subject wise Results - Average Course Outcome Attainment Level			
			$\geq 55\%$	$\geq 60\%$	$\geq 65\%$	$\geq 70\%$
In-Direct Assessment	Alumni feedback	20	Implementation of Curriculum and organizing various programmes to develop professional ethics and communication skills			
			$< 55\%$	≥ 55 to $< 60\%$	≥ 60 to $< 65\%$	$\geq 65\%$
	Graduate exit feedback	20	Implementation of Curriculum and organizing various programmes to develop professional ethics and communication skills			
			$< 55\%$	≥ 55 to $< 60\%$	≥ 60 to $< 65\%$	$\geq 65\%$
	Students participation	20	$< 55\%$	≥ 55 to $< 60\%$	≥ 60 to $< 65\%$	$\geq 65\%$

Assessment tool	Assessment parameter	Weightage	Level of Attainment	Level of Attainment
Direct Assessment	Result in Internal/University Examination	40	4	1.6
In-Direct Assessment	Alumni feedback	20	3	0.6
	Graduate exit feedback	20	4	0.8
	Students participation	20	4	0.8
PO-1 Average Attainment Score (out of 4)				3.8




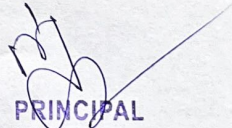

PRINCIPAL
 Rasiklal M. Dhariwal Institute of
 Pharmaceutical Education & Research
 Chinchwad Station, Pune-411019

PO 6: PROFESSIONAL IDENTITY

Attainment Level on the scale of 1 to 4			A. Y. 2022-23			
Direct Method: 1: ≥ 2.22 ($\geq 55\%$), 2: ≥ 2.4 ($\geq 60\%$), 3: ≥ 2.6 ($\geq 65\%$), 4: ≥ 2.8 ($\geq 70\%$)						
In-Direct Method: 1: < 2.2 ($< 55\%$), 2: ≥ 2.2 to < 2.4 (≥ 55 to $< 60\%$), 3: ≥ 2.4 to < 2.6 (≥ 60 to $< 65\%$), 4: ≥ 2.8 ($\geq 65\%$)						
Assessment tool	Assessment parameter	Weightage	Level of Attainment			
			1 (Average)	2 (Good)	3 (Very Good)	4 (Excellent)
Direct Attainment	Result in Internal/University Examination	40	Subject wise Results - Average Course Outcome Attainment Level			
			$\geq 55\%$	$\geq 60\%$	$\geq 65\%$	$\geq 70\%$
In- Direct Assessment	Alumni feedback	20	Developed professional ethics by organizing various such as Workshops, Seminars, Guest lectures for bridging Industry Academia gap			
			$< 55\%$	≥ 55 to $< 60\%$	≥ 60 to $< 65\%$	$\geq 65\%$
	Graduate exit feedback	20	Developed professional ethics by organizing various such as Workshops, Seminars, Guest lectures for bridging Industry Academia gap			
			$< 55\%$	≥ 55 to $< 60\%$	≥ 60 to $< 65\%$	$\geq 65\%$
	Students participation	20	Students participation in extracurricular and cocurricular activities			
			$< 55\%$	≥ 55 to $< 60\%$	≥ 60 to $< 65\%$	$\geq 65\%$

Assessment tool	Assessment parameter	Weightage	Level of Attainment	Level of Attainment
Direct Assessment	Result in Internal/University Examination	40	4	1.6
In-Direct Assessment	Alumni feedback	20	4	0.8
	Graduate exit feedback	20	3	0.6
	Students participation	20	4	0.8
PO-1 Average Attainment Score (out of 4)				3.8




PRINCIPAL

Rasiklal M. Dhariwal Institute of
 Pharmaceutical Education & Research
 Chinchwad Station, Pune-411019

PO 7: PHARMACEUTICAL ETHICS

Attainment Level on the scale of 1 to 4


A. Y. 2022-23

Direct Method: 1: ≥ 2.22 ($\geq 55\%$), 2: ≥ 2.4 ($\geq 60\%$), 3: ≥ 2.6 ($\geq 65\%$), 4: ≥ 2.8 ($\geq 70\%$)

In-Direct Method: 1: < 2.2 ($< 55\%$), 2: ≥ 2.2 to < 2.4 (≥ 55 to $< 60\%$), 3: ≥ 2.4 to < 2.6 (≥ 60 to $< 65\%$), 4: ≥ 2.8 ($\geq 65\%$)

Assessment tool	Assessment parameter	Weightage	Level of Attainment			
			1 (Average)	2 (Good)	3 (Very Good)	4 (Excellent)
Direct Attainment	Result in Internal/University Examination	40	Subject wise Results - Average Course Outcome Attainment Level			
			$\geq 55\%$	$\geq 60\%$	$\geq 65\%$	$\geq 70\%$
In- Direct Assessment	Alumni feedback	20	Developed professional ethics by organizing various programmes			
			$< 55\%$	≥ 55 to $< 60\%$	≥ 60 to $< 65\%$	$\geq 65\%$
	Graduate exit feedback	20	Developed professional ethics by organizing various programmes			
			$< 55\%$	≥ 55 to $< 60\%$	≥ 60 to $< 65\%$	$\geq 65\%$
	Students participation	20	Students participation in extracurricular and cocurricular activities			
			$< 55\%$	≥ 55 to $< 60\%$	≥ 60 to $< 65\%$	$\geq 65\%$

Assessment tool	Assessment parameter	Weightage	Level of Attainment	Level of Attainment
Direct Assessment	Result in Internal/University Examination	40	4	1.6
In-Direct Assessment	Alumni feedback	20	3	0.6
	Graduate exit feedback	20	4	0.8
	Students participation	20	4	0.8
PO-1 Average Attainment Score (out of 4)				3.8




PRINCIPAL

Rasiklal M. Dhariwal Institute of
 Pharmaceutical Education & Research
 Chinchwad Station, Pune-411019

PO 8: COMMUNICATION

Attainment Level on the scale of 1 to 4


A. Y. 2022-23


Direct Method: 1: ≥ 2.22 ($\geq 55\%$), 2: ≥ 2.4 ($\geq 60\%$), 3: ≥ 2.6 ($\geq 65\%$), 4: ≥ 2.8 ($\geq 70\%$)

In-Direct Method: 1: < 2.2 ($< 55\%$), 2: ≥ 2.2 to < 2.4 (≥ 55 to $< 60\%$), 3: ≥ 2.4 to < 2.6 (≥ 60 to $< 65\%$), 4: ≥ 2.8 ($\geq 65\%$)

Assessment tool	Assessment parameter	Weightage	Level of Attainment			
			1 (Average)	2 (Good)	3 (Very Good)	4 (Excellent)
Direct Attainment	Result in Internal/University Examination	40	Subject wise Results - Average Course Outcome Attainment Level			
			$\geq 55\%$	$\geq 60\%$	$\geq 65\%$	$\geq 70\%$
In-Direct Assessment	Alumni feedback	20	Organization of various programmes to develop professional ethics and communication skills			
			$< 55\%$	≥ 55 to $< 60\%$	≥ 60 to $< 65\%$	$\geq 65\%$
	Graduate exit feedback	20	Organization of various programmes to develop professional ethics and communication skills			
			$< 55\%$	≥ 55 to $< 60\%$	≥ 60 to $< 65\%$	$\geq 65\%$
Students participation	20	Students participation in extracurricular and cocurricular activities				
		$< 55\%$	≥ 55 to $< 60\%$	≥ 60 to $< 65\%$	$\geq 65\%$	

Assessment tool	Assessment parameter	Weightage	Level of Attainment	Level of Attainment
Direct Assessment	Result in Internal/University Examination	40	4	1.6
In-Direct Assessment	Alumni feedback	20	3	0.6
	Graduate exit feedback	20	4	0.8
	Students participation	20	3	0.6
PO-1 Average Attainment Score (out of 4)				3.6





PRINCIPAL


Rasiklal M. Dhariwal Institute of
 Pharmaceutical Education & Research
 Chinchwad Station, Pune-411019

PO 9: THE PHARMACIST AND SOCIETY

Attainment Level on the scale of 1 to 4				A. Y. 2022-23			
Direct Method: 1: ≥ 2.22 ($\geq 55\%$), 2: ≥ 2.4 ($\geq 60\%$), 3: ≥ 2.6 ($\geq 65\%$), 4: ≥ 2.8 ($\geq 70\%$)							
In-Direct Method: 1: < 2.2 ($< 55\%$), 2: ≥ 2.2 to < 2.4 (≥ 55 to $< 60\%$), 3: ≥ 2.4 to < 2.6 (≥ 60 to $< 65\%$), 4: ≥ 2.8 ($\geq 65\%$)							
Assessment tool	Assessment parameter	Weightage	Level of Attainment				
			1 (Average)	2 (Good)	3 (Very Good)	4 (Excellent)	
Direct Attainment	Result in Internal/University Examination	40	Subject wise Results - Average Course Outcome Attainment Level				
			$\geq 55\%$	$\geq 60\%$	$\geq 65\%$	$\geq 70\%$	
In-Direct Assessment	Alumni feedback	20	The program has inculcated a sense of social responsibility, personal values and environmental awareness				
			$< 55\%$	≥ 55 to $< 60\%$	≥ 60 to $< 65\%$	$\geq 65\%$	
	Graduate exit feedback	20	The program has inculcated a sense of social responsibility, personal values and environmental awareness				
			$< 55\%$	≥ 55 to $< 60\%$	≥ 60 to $< 65\%$	$\geq 65\%$	
	Students participation in NSS and Social Healthcare activities	20	Students participation in NSS and Social Healthcare activities				
			$< 55\%$	≥ 55 to $< 60\%$	≥ 60 to $< 65\%$	$\geq 65\%$	

Assessment tool	Assessment parameter	Weightage	Level of Attainment	Level of Attainment
Direct Assessment	Result in Internal/University Examination	40	4	1.6
In-Direct Assessment	Alumni feedback	20	3	0.6
	Graduate exit feedback	20	4	0.8
	Students participation	20	4	0.8
PO-1 Average Attainment Score (out of 4)				3.8




PRINCIPAL
 Rashtreeya Institute of
 Pharmaceutical Education & Research
 Chinchwad Station, Pune-411019

PO 10: ENVIRONMENT AND SUSTAINABILITY

Attainment Level on the scale of 1 to 4


A. Y. 2022-23


Direct Method: 1: ≥ 2.22 ($\geq 55\%$), 2: ≥ 2.4 ($\geq 60\%$), 3: ≥ 2.6 ($\geq 65\%$), 4: ≥ 2.8 ($\geq 70\%$)

In-Direct Method: 1: < 2.2 ($< 55\%$), 2: ≥ 2.2 to < 2.4 (≥ 55 to $< 60\%$), 3: ≥ 2.4 to < 2.6 (≥ 60 to $< 65\%$), 4: ≥ 2.8 ($\geq 65\%$)

Assessment tool	Assessment parameter	Weightage	Level of Attainment			
			1 (Average)	2 (Good)	3 (Very Good)	4 (Excellent)
Direct Attainment	Result in Internal/University Examination	40	Subject wise Results - Average Course Outcome Attainment Level			
			$\geq 55\%$	$\geq 60\%$	$\geq 65\%$	$\geq 70\%$
In- Direct Assessment	Alumni feedback	20	The program has inculcated a sense of social responsibility, personal values and environmental awareness.			
			$< 55\%$	≥ 55 to $< 60\%$	≥ 60 to $< 65\%$	$\geq 65\%$
	Graduate exit feedback	20	The program has inculcated a sense of social responsibility, personal values and environmental awareness.			
			$< 55\%$	≥ 55 to $< 60\%$	≥ 60 to $< 65\%$	$\geq 65\%$
	Students participation in NSS and Social Healthcare activities	20	Percentage of Students participation in NSS and Social Healthcare activities			
			$< 55\%$	≥ 55 to $< 60\%$	≥ 60 to $< 65\%$	$\geq 65\%$

Assessment tool	Assessment parameter	Weightage	Level of Attainment	Level of Attainment
Direct Assessment	Result in Internal/University Examination	40	4	1.6
In-Direct Assessment	Alumni feedback	20	3	0.6
	Graduate exit feedback	20	4	0.8
	Students participation	20	4	0.8
PO-1 Average Attainment Score (out of 4)				3.8





PRINCIPAL
 Rasiklal M. Dhariwal Institute of
 Pharmaceutical Education & Research
 Chinchwad Station, Pune-411019

PO 11: LIFE-LONG LEARNING

Attainment Level on the scale of 1 to 4				A. Y. 2022-23			
Direct Method: 1: ≥ 2.22 ($\geq 55\%$), 2: ≥ 2.4 ($\geq 60\%$), 3: ≥ 2.6 ($\geq 65\%$), 4: ≥ 2.8 ($\geq 70\%$)							
In-Direct Method: 1: < 2.2 ($< 55\%$), 2: ≥ 2.2 to < 2.4 (≥ 55 to $< 60\%$), 3: ≥ 2.4 to < 2.6 (≥ 60 to $< 65\%$), 4: ≥ 2.8 ($\geq 65\%$)							
Assessment tool	Assessment parameter	Weightage	Level of Attainment				
			1 (Average)	2 (Good)	3 (Very Good)	4 (Excellent)	
Direct Attainment	Result in Internal/University Examination	40	Subject wise Results - Average Course Outcome Attainment Level				
			$\geq 55\%$	$\geq 60\%$	$\geq 65\%$	$\geq 70\%$	
In-Direct Assessment	Alumni feedback	20	Students have enculcated with professional knowledge and skills suiting to future work profile				
			$< 55\%$	≥ 55 to $< 60\%$	≥ 60 to $< 65\%$	≥ 55 to $< 60\%$	
	Graduate exit feedback	20	Students have enculcated with professional knowledge and skills suiting to future work profile				
			$< 55\%$	≥ 55 to $< 60\%$	≥ 55 to $< 60\%$	≥ 55 to $< 60\%$	
	Students participation	10	Students participation in extracurricular and co-curricular activities				
			$< 55\%$	≥ 55 to $< 60\%$	≥ 60 to $< 65\%$	$\geq 65\%$	
		10	Percent of Students participation in Industrial Visit/Training				
			$< 55\%$	≥ 55 to $< 60\%$	≥ 60 to $< 65\%$	$\geq 65\%$	

Assessment tool	Assessment parameter	Weightage	Level of Attainment	Level of Attainment
Direct Assessment	Result in Internal/University Examination	40	4	1.6
In-Direct Assessment	Alumni feedback	20	3	0.6
	Graduate exit feedback	20	3	0.6
	Students participation	10	4	0.4
		10	4	0.4
PO-1 Average Attainment Score (out of 4)				3.6



(Handwritten Signature)

PRINCIPAL

Pasikl M. Dhariwal Institute of
Pharmaceutical Education & Research
Chinchwad Station, Pune-411019